

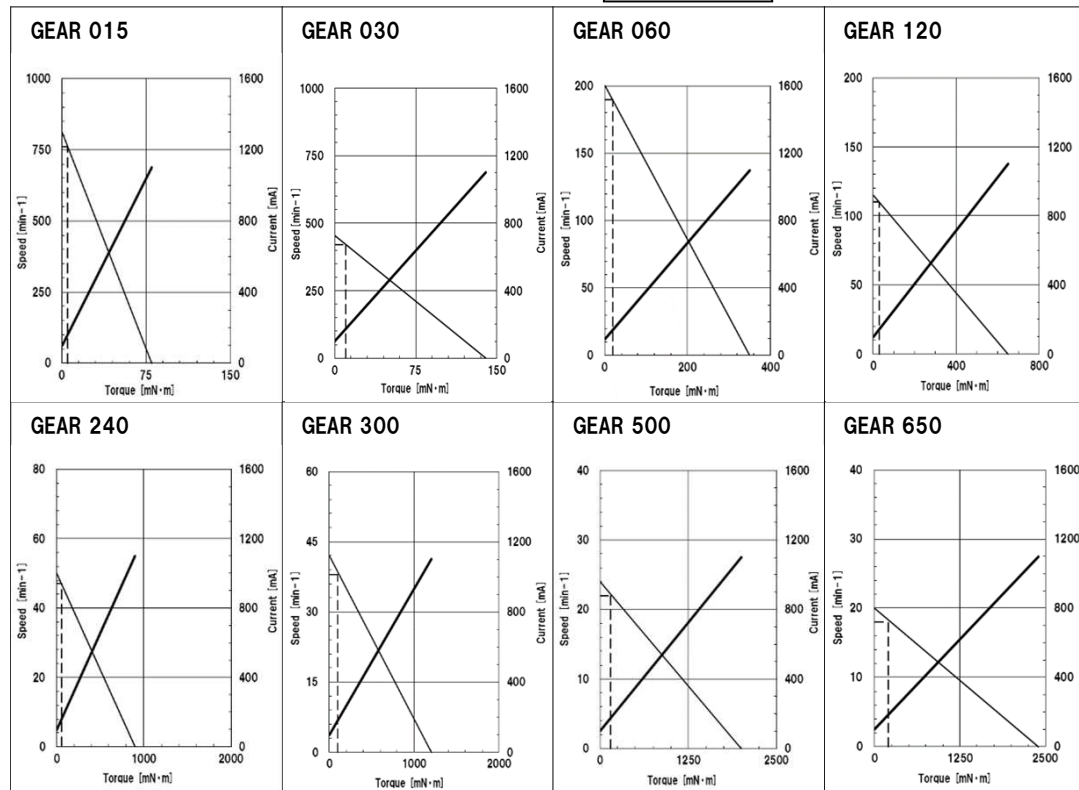
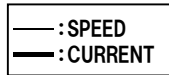
# LB16MG series, $\phi 16$ BRUSHLESS MOTOR, Metal Planetary Gear, 12V



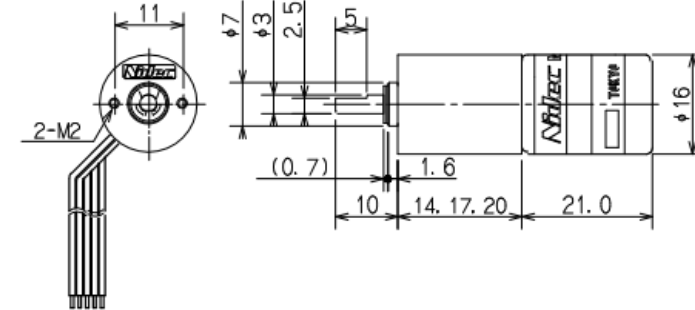
## 1. Spec / 仕様一覧表

Voltage (V)	Nominal 呼称	Gear Ratio 減速比 1/X	Torque(mNm) トルク			Speed(min <sup>-1</sup> ) (Ref.) 回転数		Current (mA) 電流			Current limit (mA) 電流制限	Gear head Length ギヤ部全長	Mass (Ref.) 質量
			Rated (Recommended) 定格 (推奨)	Allowable 許容	Stall 起動	No load 無負荷	Rated load 定格負荷	No load 無負荷	Rated load 定格	Stall (Ref) 起動			
12	015	16.0	5	8	>30	812	760	< 120	< 220	(1100)	800 Typ	14mm	28g
	030	28.5	10	15	>50	456	420					17mm	33g
	060	64.0	20	25	>100	200	190					20mm	38g
	120	107.2	30	45	>170	115	110						
	240	256.0	60	80	>350	50	47						
	300	304.0	100	150	>400	42	38						
	500	509.0	150	200	>600	24	22						
650	643.0	200	250	>900	20	18							

## 2. Characteristic curves (Ref.) / 特性図



## 3. Outline drawing / 概略寸法図



### <Connection>

Wire color	Name	Function
Yellow	FG	Tacho signal (4pulse/Motor 1round)
Green	F/R	CW:Hi   CCW:Lo
Red	Vcc	IC Power Input (+)
Gray	VM	Motor supply voltage Input
Black	GND	IC Power Input (-)

未量産のモデルが含まれています  
/ Some models are not mass production yet.